



Summary Feedback

ST1: Two Year Teaching Programme

Session 6.1: Obs & Gynae for FRCR 2B Exam (Part 1) (10th March 2022)

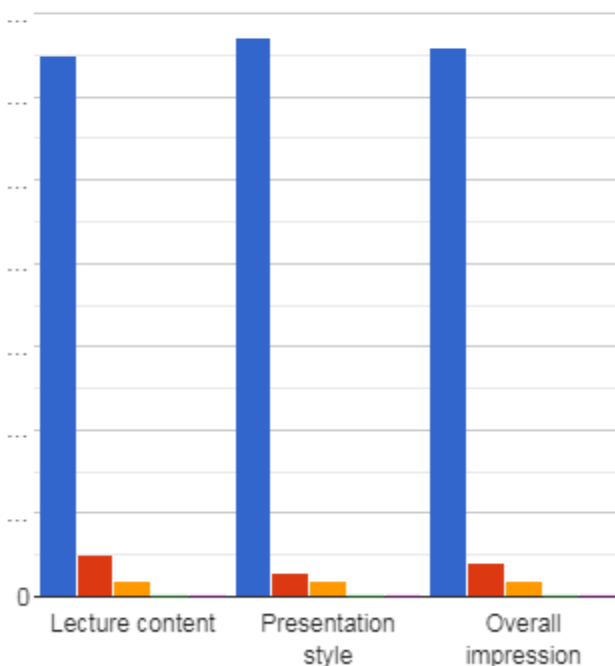
Delivered By:
(Anjali Sujith)

Summary Points:

- ST1-ST4 teaching session 6.1: 3 hours teaching time
- Total Attendees: 283 from 25 Countries (Dominica, Egypt, Ghana, Hong Kong, India, Iraq, Ireland, Israel, Kenya, Malaysia, Myanmar, Nepal, Nigeria, Oman, Pakistan, Saudi Arabia, South Africa, Sri Lanka, Sudan, UAE, UK, USA, Yemen, Zambia, Zimbabwe).
- Total feedback received from 72 participants

Please rate the following aspects of the session

Excellent Very good Good
Satisfactory Poor



Session 6.1: Obs & Gynae for FRCR 2B Exam (Part 1)

Did you find it useful
72 responses

● Yes
● No

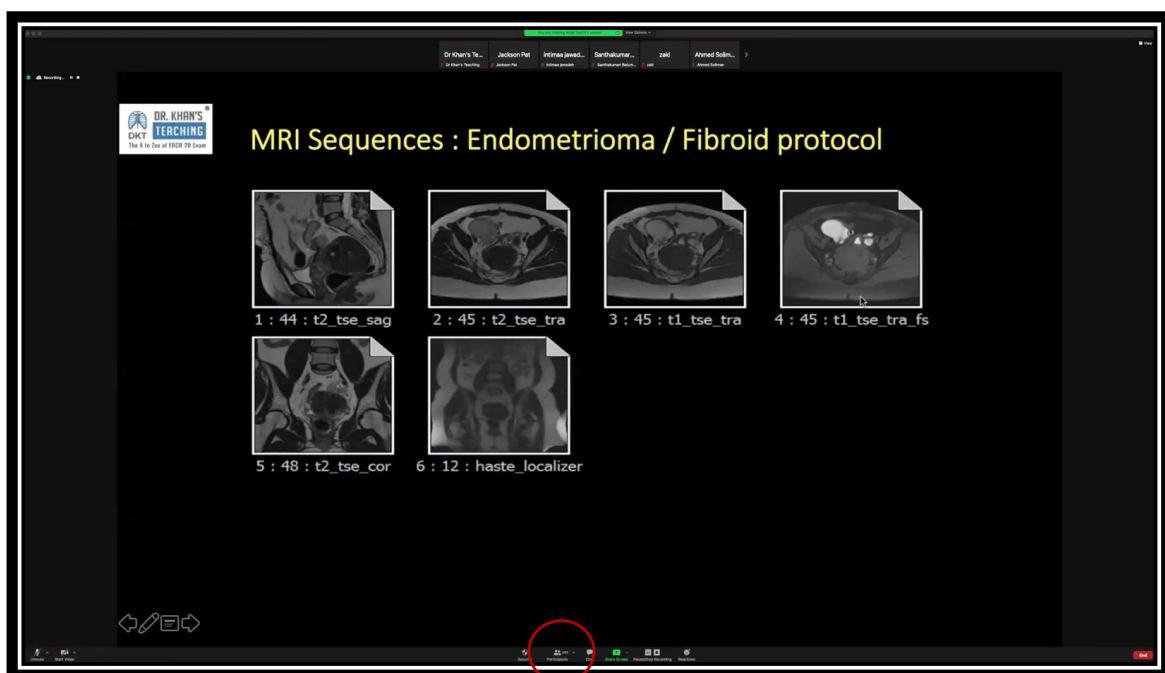



Testimonials

- Another masterclass from Dr Sujith, wonderful selection of gynae cases encompassing congenital, neoplastic and infectious gynae pathologies, with very systematic and thorough explanations of each case. Dr Sujith is a natural born teacher, and is very kind and easy to understand (UK).
- Fantastic session by Dr Sujith! She explains obs & gynae radiology in such an easy to understand format! Amazing teacher! (UK).
- Tremendous session, looking forward to part 2 next week. Gynae is a very difficult topic for me but Dr Sujith's approach is so soothing and she demystifies it so even I can understand it (UK).
- Excellent session. These sessions are the best learning resource (UK).
- Everything was useful. This is the second time I am attending this session as I found it so useful a few months ago while preparing for my FRCR 2b exam which I passed. In my 2b exam I had a gynae MRI case which I knew only because of the excellent teaching I previously received in this gynae session. I am now watching the session again to build upon my gynae knowledge during my gynae radiology rotation. Thank you so much (UK).
- "Everything greatly explained by Ma'am Anjali as always, Good cases presented" (Pakistan).
- Very happy to have attended the course (Myanmar).
- Really enjoyable and educational session; many thanks! (UK).
- I liked the knowledge of teacher and her pace and enthusiasm. Great cases (UK).
- Excellent, she explained very well (UK).
- Outstanding overview; very comprehensive. Good case examples too!! (UK).
- Excellent as always (Pakistan).
- Outstanding (Pakistan).
- Great talk (UK).
- "Amazing, Thanks" (Libya).
- Excellent teaching session by Dr Anjali Sujith (Pakistan).
- Fantastic, thank you (UK).
- Excellent lecture and interactive teaching (Algeria).
- Brilliant effort (UK).

Session 6.1: Obs & Gynae for FRCR 2B Exam (Part 1)


- Extremely nice session (Sudan).
- Great job (Iraq).
- Very useful thank you (UK).
- Great knowledge (Pakistan).
- Everything good (Pakistan).
- Good images (Kenya).
- Excellent cases, very relevant and well taught (UK).
- Practical and helpful for exam preparation (UAE).
- "Nothing at all needs improvement in terms of teaching, presentation, time management and organization. It would be very helpful if Dr Sujith looked at the chat box to answer any queries and clear up doubts during the breaks or at the end of the session" (UK).
- Excellent talk. My first and only teaching on Gynae imaging! (South Africa).
- Excellent presentation and content (Libya).
- Excellent elaborative teaching (Pakistan).
- I liked the diversity of the images used (Nigeria).
- Very good explanation of the cases (UK).
- Excellent cases (Egypt).
- Wonderful cases (UK).
- All aspect are helpful (Sudan).
- Great use of cases, explanation of anatomical variants and review of MRI signal in common GU pathologies (UK).



 **DR. KHAN'S**
DKT TEACHING
The A to Zee of FRCR 2B Exam

Starting 1800 BST

ST1 : Two year Teaching programme
ST1-ST4 Teaching Session 6.1
Obs & Gynae for FRCR 2B Exam Part 1



Anjali Sujith ,Consultant Radiologist ,
Basildon University Hospital

=====XX=====XX=====